

# Oral Health Information Resource Order Form



Contact name: .....

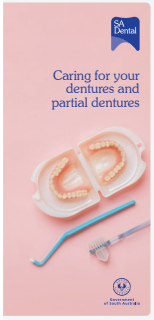


Organisation name: .....



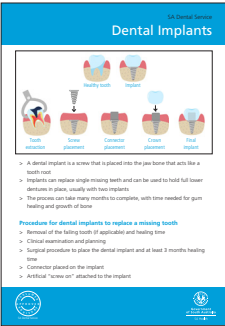
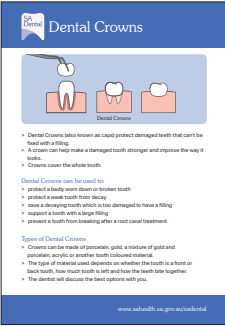
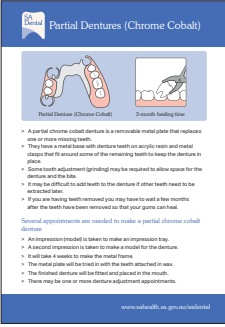
Address: .....


..... Postcode: .....





Phone: ..... Email: .....

Please complete the order form and email to: [Health.SADSHHealthPromotion@sa.gov.au](mailto:Health.SADSHHealthPromotion@sa.gov.au)  
For any enquiries, please phone (08) 7117 0076.

Resource	Description	Quantity
	<p><b>Caring for your dentures and partial dentures</b> Trifold brochure Tips for looking after your denture or partial denture Stock# 7138</p>	
	<p><b>Caring for your gums</b> Trifold brochure Information about preventing gingivitis (gum disease) Stock# 7176</p>	
	<p><b>Brushing your teeth</b> A5 fact sheet Pictorial guide to how to brush teeth Stock# 7193</p>	

Resource	Description	Quantity
 <p>SA Dental Service Information for people with mouth ulcers</p> <p>Mouth ulcers appear as open sores on the lining of the mouth and occur when part of the lining has been rubbed away.</p> <p>Eating, drinking and tooth brushing may be uncomfortable due to tenderness around the ulcers. The most common reason ulcers occur is mechanical injury, such as accidentally biting your cheek, loose braces or a rough spot on a tooth filling. Ulcers can also be caused by toothbrushing too hard and by ill-fitting dentures and loose denture liners.</p> <p>Ulcers usually heal within 10 days. If mouth ulcers recur often and frequently, see your dentist for advice.</p> <p>To help soothe your ulcer:</p> <ul style="list-style-type: none"> <li>avoid spicy or hot foods - spicy may mean it's best to drink more water</li> <li>avoid salty and sour foods until the ulcer heals</li> <li>avoid your mouth when you're angry or sad</li> <li>keep your mouth clean. Brush your teeth gently taking care not to rub the ulcer</li> <li>rinse in your dental professional about temporary relief</li> </ul> <p>If you're a smoker, think about quitting and give your teeth and gums a healthy chance for the next 10-15 days.</p> <p>If your mouth ulcers don't clear up within 10 days, if you have swollen glands or you suffer frequent ulcers, see your dental professional.</p> <p>For more information contact:</p> <p>SA Dental Service 1300 363 636 1300 363 636 www.sahealth.sa.gov.au/dental</p>	<p><b>Mouth ulcers</b></p> <p>A5 fact sheet</p> <p>Information for people with mouth ulcers</p> <p>Stock# 7174</p>	
 <p>SA Dental Service Tips for healthy teeth</p>	<p><b>Tips for healthy teeth</b></p> <p>Trifold brochure</p> <p>Information about healthy eating and sugar content of foods</p> <p>Stock# 7212</p>	
 <p>SA Dental Service Dental Implants</p> <p>A dental implant is a screw that is placed into the jaw bone that acts like a tooth root.</p> <p>Implants can replace single missing teeth and can be used to hold full lower dentures in place, usually with two implants.</p> <p>The process can take many months to complete, with time needed for gum healing and growth of bone.</p> <p>Precautions for dental implants to replace a missing tooth:</p> <ul style="list-style-type: none"> <li>Removal of the failing tooth (if applicable) and healing time</li> <li>Clinical examination and planning</li> <li>Surgical procedure to place the dental implant and at least 3 months healing time</li> <li>Connector placed on the implant</li> <li>Artificial "tooth cap" attached to the implant</li> </ul> <p>www.sahealth.sa.gov.au/dental</p>	<p><b>Dental implants</b></p> <p>A5 fact sheet</p> <p>Information for people with dental implants</p> <p>Stock# 7215</p>	
 <p>SA Dental Service Dental Crowns</p> <p>Dental Crowns (also known as caps) protect damaged teeth that can't be fixed with a filling.</p> <p>A crown can help make a damaged tooth stronger and improve the way it looks.</p> <p>Crowns cover the whole tooth.</p> <p>Dental Crowns can be used to:</p> <ul style="list-style-type: none"> <li>protect a badly worn or broken tooth</li> <li>replace a loose tooth from decay</li> <li>cover a chipped tooth which is too damaged to have a filling</li> <li>support a tooth with a large filling</li> <li>prevent a tooth from breaking after a root canal treatment.</li> </ul> <p>Types of Dental Crowns:</p> <ul style="list-style-type: none"> <li>Crown cap the root of porcelain, gold, a mixture of gold and porcelain, acrylic or another tooth coloured material.</li> <li>The type of material used depends on whether the tooth is a front or back tooth, how much tooth is left and how the teeth bite together.</li> <li>The dentist will discuss the best options with you.</li> </ul> <p>www.sahealth.sa.gov.au/dental</p>	<p><b>Dental crowns</b></p> <p>A5 fact sheet</p> <p>Information for people with dental crowns</p> <p>Stock# 7221</p>	
 <p>SA Dental Service Partial Dentures (Chrome Cobalt)</p> <p>Partial Denture (Chrome Cobalt) 3 month healing time</p> <p>A partial chrome cobalt denture is a removable metal plate that replaces one or more missing teeth.</p> <p>They have a metal base with denture teeth on acrylic resin and metal clasps that fit around part of the remaining teeth to keep the denture in place.</p> <p>Some minor adjustment (grinding) may be required to allow space for the denture and the bite.</p> <p>A ring or effort will be added to the denture if other teeth need to be extracted later.</p> <p>If you have had teeth removed you may have to wait a few months after the teeth have been removed so that your gums can heal.</p> <p>Several appointments are needed to make a partial chrome cobalt denture:</p> <ul style="list-style-type: none"> <li>An impression (mould) is taken to make an impression tray.</li> <li>A second impression is taken to make a model for the denture.</li> <li>It will take 4 weeks to make the metal frame.</li> <li>The metal frame will be tried with the teeth attached to it.</li> <li>The finished denture will be fitted and placed in the mouth.</li> <li>There may be one or more denture adjustment appointments.</li> </ul> <p>www.sahealth.sa.gov.au/dental</p>	<p><b>Partial dentures (chrome cobalt)</b></p> <p>A5 fact sheet</p> <p>Information for people with a chrome cobalt partial denture</p> <p>Stock# 7222A</p>	

Resource	Description	Quantity
 <p>SA Dental Partial Dentures (Acrylic)</p> <p>A partial denture is a removable acrylic plate with teeth attached to replace one or more missing teeth.</p> <p>The denture is held in place with metal clasps that rest on some of the remaining teeth.</p> <p>Teeth can be added to the denture if other teeth need extraction later.</p> <p>If you are having teeth removed you may have to wait a few months after the teeth have been removed so that you get used to it.</p> <p>Several appointments are needed to make a partial denture</p> <ul style="list-style-type: none"> <li>An impression is taken to make a model and an impression tray.</li> <li>A second impression is taken to make a model of your teeth and jaws and a wax denture is made.</li> <li>A model of the way your teeth bite together is taken and the teeth colour is chosen.</li> <li>An temporary model is made and used to check the bite and appearance.</li> <li>The denture is tried and may be worn home.</li> <li>There may be one or more denture adjustment appointments.</li> </ul>	<p>Partial dentures (acrylic)</p> <p>A5 fact sheet</p> <p>Information for people with an acrylic partial denture</p> <p>Stock# 7222B</p>	
 <p>Oral Health Care Product Suggestions</p> <p>Saliva Support</p> <ul style="list-style-type: none"> <li>Oral Balance Gel</li> <li>Phor Phor Cream</li> <li>Oral Day Health Gel</li> <li>Spray Rinse with water</li> <li>Oral T Gel</li> <li>Sugar Free Cleaning gum or lozenges</li> <li>Healthy Again dry mouth spray</li> <li>Ulcinid C OR or Coconut Oil</li> </ul>	<p>Product suggestions - saliva support</p> <p>A5 information sheet</p> <p>Oral health product suggestions for saliva support</p> <p>Stock# 7224</p>	
 <p>Oral Health Care Product Suggestions</p> <p>Chlorhexidine Products</p> <ul style="list-style-type: none"> <li>Chlorhex 0.05% Gel (A00000)</li> <li>Chlorhex Mouth Rinse 0.05% (A00000)</li> <li>Chlorhex Mouth Rinse 0.05% (A00000)</li> <li>Chlorhex Mouth Rinse 0.12% (A00000)</li> <li>Chlorhex Mouth Rinse 0.12% (A00000)</li> <li>Chlorhex Mouth Rinse 0.12% (A00000)</li> <li>Chlorhex Mouth Rinse 0.12% (A00000)</li> <li>Chlorhex Mouth Rinse 0.12% (A00000)</li> </ul>	<p>Product suggestions - chlorhexidine products</p> <p>A5 fact sheet</p> <p>Oral health product suggestions - chlorhexidine products</p> <p>Stock# 7225</p>	
 <p>Oral Health Care Product Suggestions</p> <p>Fluoride Toothpaste</p> <ul style="list-style-type: none"> <li>Child &amp; Probiotic</li> <li>Chlorhex Toothpaste</li> <li>Colgate Natural Pure 3500 Fluor</li> <li>Oral 7 Mouthmisting Toothpaste</li> <li>Colgate Sensitive</li> <li>Fluoride Plain Toothpaste</li> </ul> <p>Tooth Mousse</p> <ul style="list-style-type: none"> <li>Oral 7 Tooth Mousse</li> <li>Oral 7 Mouthmisting Toothpaste</li> </ul>	<p>Product suggestions - fluoride toothpaste &amp; tooth mousse</p> <p>A5 fact sheet</p> <p>Oral health product suggestions - fluoride toothpaste &amp; tooth mousse</p> <p>Stock# 7226</p>	
 <p>Oral Health Care Product Suggestions</p> <p>Erosion &amp; Sensitivity</p> <ul style="list-style-type: none"> <li>Child &amp; Probiotic</li> <li>Colgate Sensitive</li> <li>Colgate Sensitive</li> <li>Colgate Sensitive</li> <li>Colgate Sensitive</li> <li>Colgate Sensitive</li> <li>Colgate Sensitive</li> <li>Colgate Sensitive</li> </ul>	<p>Product suggestions - dental erosion &amp; sensitivity</p> <p>A5 fact sheet</p> <p>Oral health product suggestions - dental erosion &amp; sensitivity</p> <p>Stock# 7227</p>	

Resource	Description	Quantity
 <p>The fact sheet features a photograph of an elderly woman brushing her teeth. The text discusses the link between oral health and diabetes, highlighting that people with diabetes have a higher risk of tooth and gum problems. It also mentions the National Oral Health Care Program and provides tips for maintaining oral health, such as brushing twice a day and using fluoride toothpaste.</p>	<p><b>Oral health and diabetes</b>  A4 fact sheet  Information for people with diabetes</p>	
 <p>The postcard has a dark blue background with several colorful pills scattered across it. The text states that medications can affect the health of the teeth and mouth.</p>	<p><b>Medications and your oral health</b>  A6 postcard  Information about how medications can impact oral health</p>	
 <p>The brochure features a photograph of a man with glasses and a beard. The text is titled 'Smoking and your oral health' and is part of the UK Dental Service. It provides information on how smoking affects oral health.</p>	<p><b>Smoking and your oral health</b>  Trifold brochure  Information about how smoking affects oral health</p>	
 <p>The DL card shows a woman smiling while holding a glass of water. The text defines dental erosion as the dissolving of tooth surfaces by acids in food or drink, or from acids coming up from the stomach. It is part of the SA Dental service and the Department of Health.</p>	<p><b>Dental erosion</b>  DL card  Information about the causes of dental erosion and how to prevent damage to teeth</p>	